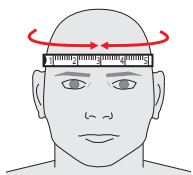


Measuring head circumference is the easiest way to quickly evaluate what size helmet is best for you. Using circumference alone many users will find that they fit into two (2) helmet sizes. We recommend additional length and width measurements be taken whenever possible in order to further refine helmet size choice.

IF USER FALLS IN TWO (2) SIZES, CHOOSE THE LARGER SIZE HELMET.

MEASUREMENTS IN INCHES

	SMALL	MEDIUM	LARGE	X-LARGE
CIRCUMFERENCE	20 ¼ - 22	21 ¼ - 23	22 - 23 ⅞	23 - 24 ¾
LENGTH	up to 7 ½	up to 8 ¼	up to 8 ⅝	up to 8 ⅞
WIDTH	up to 6 ½	up to 6 ⅞	up to 7 ¼	up to 7 ⅝
CAP SIZE (US)	up to 7	up to 7 ¼	up to 7 ½	up to 7 ⅞

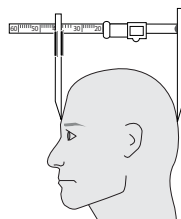


CIRCUMFERENCE

MEASURE CIRCUMFERENCE USING A TAPE MEASURE:

Measure maximum head circumference a finger width above eyebrows & ears (½").

No measuring tape? Measure maximum head circumference by placing a string approx. ½" above the eyebrows and ears. Measure string length using a ruler.

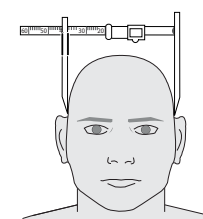


LENGTH

MEASURE LENGTH AND WIDTH USING A CALIPER:

Measure maximum length/width a finger width approx. ½" above eyebrows/ears.

No calipers? Use 2 pencils placed on the head and measure distance between them. An extra set of hands will help ensure pencils are straight and measurement is accurate.



WIDTH

HELMET FIT IS AFFECTED BY...

EQUIPMENT

Comms headsets, NVGs and eyewear can change the helmet fit and balance

- Try on helmet with equipment used during training & combat. Does it fit? Headsets with headbands can add up to 1" in head width

HEADWEAR

Beanies, toques and balaclavas can make the helmet feel tight

- Beanies, toques and balaclavas can increase head circumference by ⅝" as well as length and width by ¼"
- Measure head with typical headwear
- Try on and adjust helmet. Is it too tight? Consider a larger size

HAIRSTYLE

Ponytails, hair buns and bulkier styles can change how the helmet sits on the head

- Measure head dimensions with bulkiest hairstyle
- Move nape higher or lower to accommodate ponytails or buns
- Use shims under crown pads to accommodate hair on the top of the head